



40HP KF5M series



Scheda tecnica, esplosi, manuali uso e manutenzione

Data sheet, exploded view, repair & maintenance manuals

COSTRUZIONE / CONSTRUCTION	
POWER FRAME	71
CONFIGURATION	TRIPLEX HOR
MATERIAL STANDARD	CAST / ALU / KVL

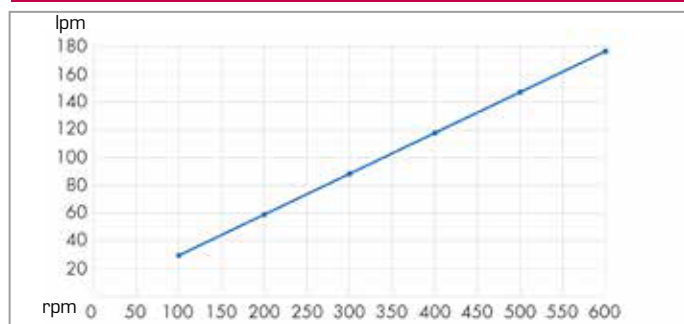
CARTER SIMMETRICO per conversione rapida sporgenza albero dx o sx.
SYMMETRICAL POWER END for easy and quick right left side shaft conversion.

Mud version

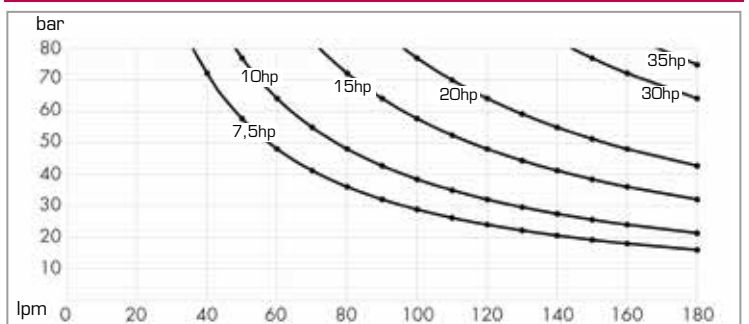
Pompa Pump	Valvole Valves	Cilindri Sleeves	g/min r.p.m.	Portata Volume		Pressione Pressure			Potenza Power		Peso Weight
				L/min	US Gpm	bar	MPa	p.s.i.	hp	kW	
KF5M 5B	Sfera/Ball	Ceramic	600	177	46.7	50	5	750	23,0	16,9	70
KF5M 9B	Sfera/Ball	Acciaio/Steel	600	177	46.7	80	8	1160	36,8	27,0	70

Portate teoriche con rendimento volumetrico 100% / Volumes are theoretical at 100% volumetric efficiency
 Dati tecnici arrotondati per facilità di lettura / Technical data rounded for ease in readability

FLOW GRAPH (crankshaft speed)




POWER GRAPH



HY-PACK HYDRAULIC POWERED PUMPS

Mod.	Volume		Pressure		Speed r.p.m.	Orbital 100 cc.				Orbital 120 cc.				Orbital 200 cc.			
	L/min	Gpm	bar	p.s.i.		Oil volume L/min	Gpm	Oil press bar	p.s.i.	Oil volume L/min	Gpm	Oil press bar	p.s.i.	Oil volume L/min	Gpm	Oil press bar	p.s.i.
KF5M 5B	177	46.7	50	730	600	60	15.9	200	2900	59	15.5	170	2470	74	19.6	100	1450
KF5M 5B	177	46.7	70	1020	600	60	15.9	280	4060	59	15.5	240	3480	74	19.6	160	2320



ACCESSORIES VEDI Pag. 62 - SEE pag. 62



OPZIONI TRASMISSIONI - DRIVE OPTIONS




Predisposizione per motore idraulico SAE J744-C/B albero scanalato 14T 12/24 DP
 Hydraulic motor mount SAE J744-C/B spline shaft 14T 12/24 DP

Flangia supporto per azionamenti diretti
 Flange for direct drive mount

Predisposizione presa di forza ausiliaria opposta albero moto
 Auxiliary P.T.O. opposite to shaft side

Riduttore - Gearbox
 Pompe disponibili su richiesta con riduttore di giri laterale.
 HF pumps can be supplied with a optional gearbox

LETTORE DI GIRI ZRPM1 ZRPM1 REVOLUTION COUNTER



Sensore di prossimità induttivo completo di connettore femmina M12, 4 pin, IP67, a cablare, con ghiera montaggio M18 x 1 - Alimentazione 12/24 VDC

Inductive proximity sensor, c/w female connector M12 4 pin, IP67, field attachable, ring nut reduction M18 x 1 - Power supply 12/24 VDC